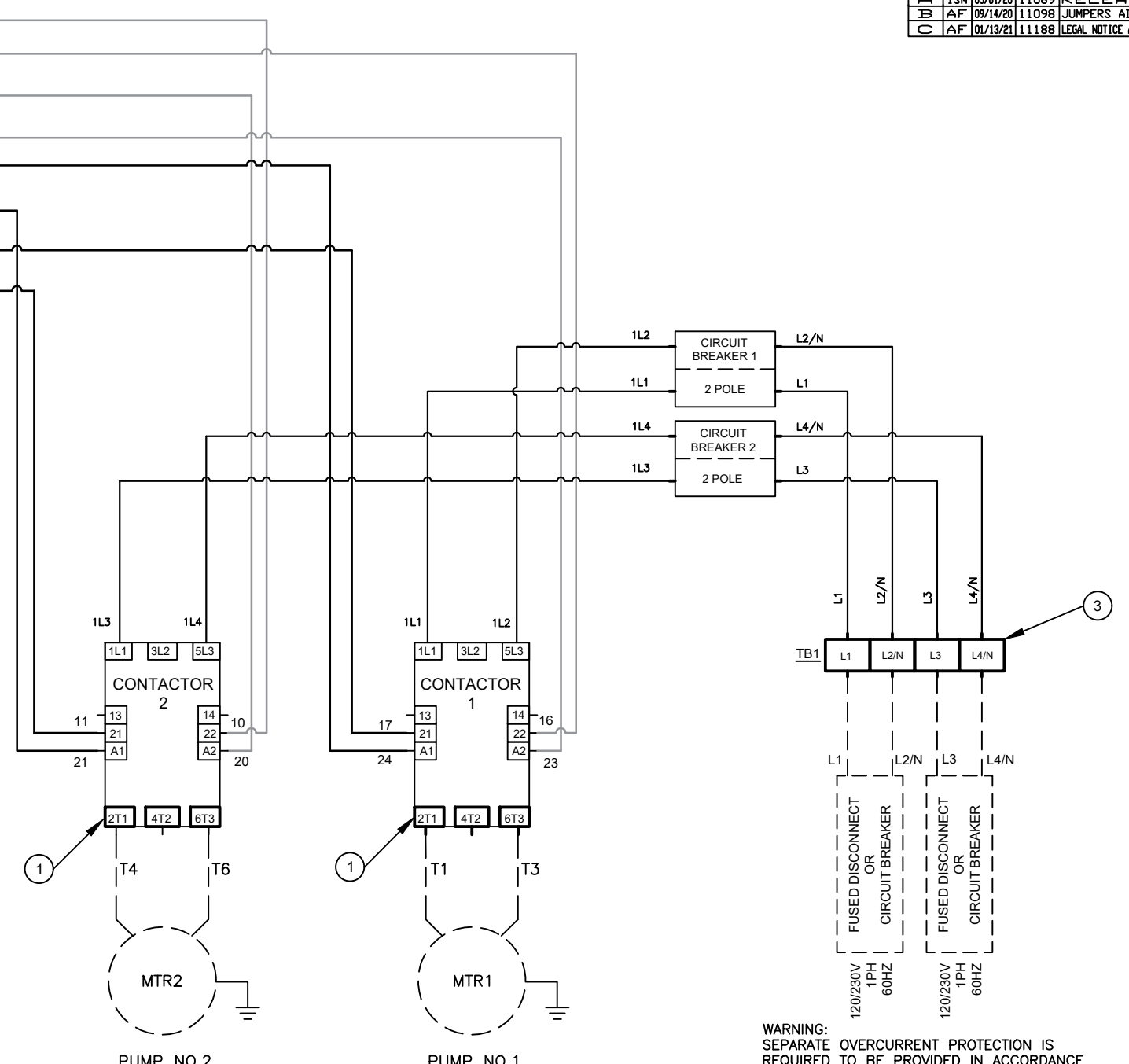
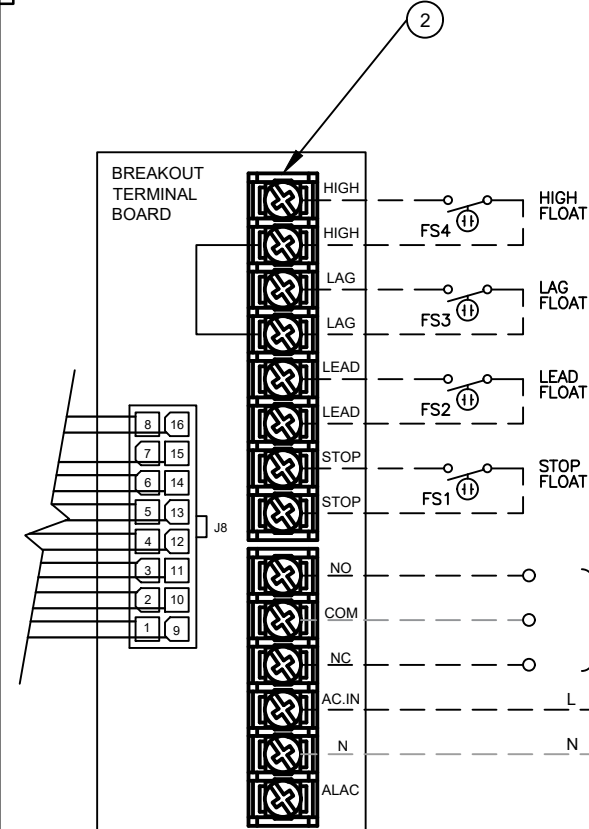
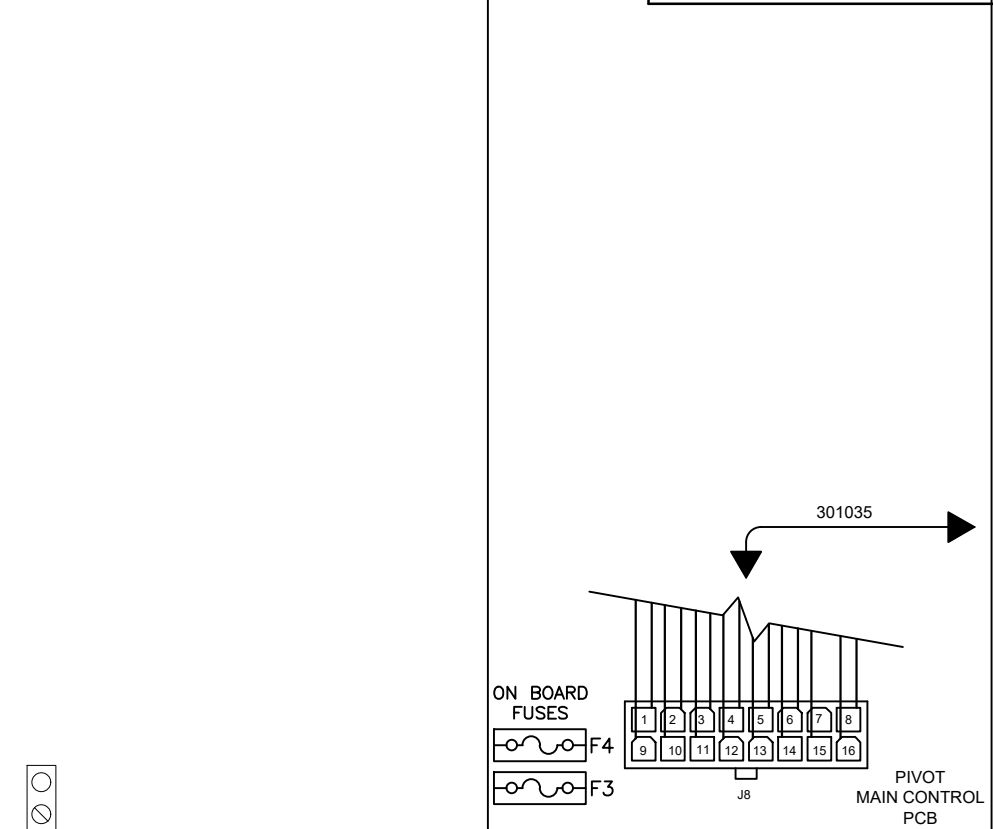
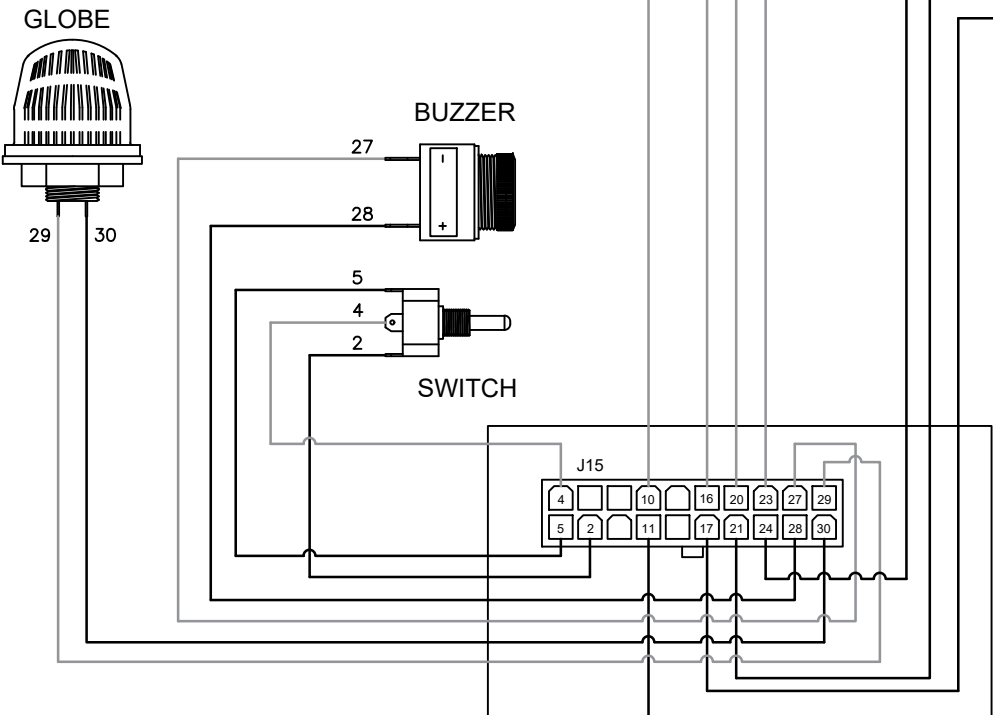


DRAWING REVISIONS			
LTR	BY	DATE	DESCRIPTION
A	ISM	05/01/20	11069 RELEASE
B	AF	09/14/20	11098 JUMPERS ADDED
C	AF	01/13/21	11188 LEGAL NOTICE ADDED

CUSTOMER TORQUE SETTING		
NUMBER	COMPONENT	TORQUE
1	CONTACTORS	1.7 N.m. 15 lb-in
2	BREAKOUT TERMINAL BOARD	1.15 N.m. 10 lb-in
3	TERMINAL BLOCK	1.8 N.m. 16 lb-in



WARNING: SEPARATE OVERCURRENT PROTECTION IS REQUIRED TO BE PROVIDED IN ACCORDANCE WITH THE NFPA70: NATIONAL ELECTRICAL CODE

- NOTES:
- CUSTOMER WIRING INDICATED BY DASHED LINES.
 - TIGHTENING TORQUE SPECIFIED IN "TORQUE SETTING" CHART.
 - WIRE TEMPERATURE RATING TO BE 60°C/140°F MINIMUM.
 - WIRING TYPE: COPPER AND SUITABLE FOR EXTERNAL HOOKUP

NOTICE: THESE ARE INFORMATIONAL SCHEMATICS ONLY. THEY DO NOT REPLACE PROFESSIONAL GUIDANCE WITHIN ANY JURISDICTION OR FOR ANY APPLICATION AN SHOULD NOT BE RELIED UPON TO DO SO

DRAWING DESCRIPTION: PIVOT 1PH DUPLEX 230V WIRING DIAGRAM		NUMBERS ENCLOSED IN A CIRCLE (1), ARE CRITICAL TO QUALITY (CTQ) ITEMS. THIS INDICATES A CRUCIAL SPECIFICATION THAT MUST BE ROUTINELY VERIFIED.		ZOELLER PUMP COMPANY
TOLERANCES: X ±.1 XX ±.03 XXX ±.010		©COPYRIGHT, 2020 : ALL RIGHTS RESERVED BY ZOELLER.		
DRAFTER: S.MURRAY		DATE: 05/01/20		ELECTRONIC SCALE: 1X DO NOT SCALE PRINT EXCEPT AS NOTED DIMENSIONS ARE IN INCHES. SHEET: 1 OF 1

GROUND BAR